

THE FOLLOWING **PREVIEW** HAS BEEN APPROVED **FOR**
APPROPRIATE AUDIENCES

BY THE ARCADIA VILLAGE COMPUTER CLUB

THIS PRESENTATION HAS BEEN RATED

W

WICKED AWESOME

UNDER 55 REQUIRES ACCOMPANYING GRANDCHILD OR NERD

ZERO SEX - SOME FUN GEEKY STUFF AND INFO THROUGHOUT

avcc.hanmade.com

google.com

Cutting the Cable and Watching TV Over the Internet Version 6

Steve Hanlon - hanmade@gmail.com
494-2847

Today's Agenda

- Theory...why do this?
- What's needed...cables, etc
- The best \$40 you can spend if you have a smartphone or tablet
- What's new in the last 12 months
- My new TV toy

Why do this?

- The old broadcast networks have ALL their shows online via Apps
- Netflix, Disney+, Amazon, Hulu, SlingTV, DirectTVNow, Apple TV all have content you can watch for about \$10-\$50/mo.
- You are so pissed off at Dish, Directv, Prism & Comcast you want to join the revolution

What's Available Online

- The old networks: ABC, CBS, NBC & FOX
 - Online episodes of shows
 - Apps that work with internet TV devices
- Content "aggregators" like Hulu & Sling & DirectTVNow have many cable channels in cheap packages.
- Netflix has over 20,000+ movies, TV shows and original content.

What's Needed (the world isn't perfect yet...

- TV with HDMI input (any flatscreen)
- Maybe an HDMI Cable
 - Order a cheap one from Amazon. Don't overspend!
- TV Internet Connection via:
 - Your TV's Smart Apps, Google's Chromecast, Roku, or Amazon Firestick and Wireless Router

You may have a "Smart TV"

- Well, in my opinion, you overpaid for a feature that is probably crappy
- Why let the TV manufacturer sell your TV watching habits?
- Always get the best-of-breed in whatever you are doing, e.g., Roku, Chromecast, Firestick

Cable Cutting Components

**TV
antenna
\$60-120**



**Your
Current TV**



**\$30-40
(streaming
stick)**



Major Internet TV Devices

Google
Chromecast
(2 versions)



Roku
(3 versions)



Amazon
Fire Stick
(2 versions)



Apple TV



Buying a Streaming Stick

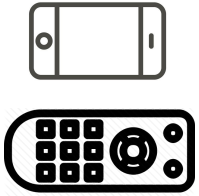
Don't overspend. Avoid the 4K models because our CenturyLink internet is too slow for 4K. And you probably don't have a 4K TV anyway.

How this all hooks together


Your TV + CenturyLink 10MB Connection

- ChromeCast/Roku/FireStick/AppleTV
- Your **paid** subscriptions to:
Netflix, Hulu, Amazon, SlingTV, Disney+
- Your SmartPhone/Tablet for ChromeCast
- New remote for Roku/FireStick/AppleTV

How this all hooks together



Smartphone or
Remote



Antenna for
Local Channels



Chromecast, Roku, Amazon
Firestick, or AppleTV



CenturyLink or
5G Router

Cutting the cord. Pros & Cons

	Cable	Ant. w/Roku
Simplicity	One remote with integrated guide. ✓	Multiple remotes and input switching.
Guide	Included with cable remote. ✓	Phone app for antenna, streaming content menu
Cost	\$150/mo	\$13/mo Netflix + \$25 SlingTV ✓
Content	Limited to time slot	Anything at anytime ✓

The Math for Cindy & I (in 2015)

- I paid \$165/mo for Phone/Internet/PrismTV.
 - I had one bump above basic tv to get NBC sports channel - for european soccer
- Today I pay \$80 for Phone + Internet
- $(\$165 - \$80) * 12 = \$1,020$ for PrismTV
- That leaves \$1,020 to use to pay for online entertainment, Netflix, Sling TV, etc.

My Math

Netflix: \$120/yr

Internet TV total: \$120/yr

Savings: \$900 (\$1,020 - \$120)

Your Math

Netflix: (\$10/mo)	\$120/yr
DirecttvNow: (\$40/mo)	\$480/yr
Internet TV total:	\$600/yr

Savings: \$420 (\$1,020 - \$600)

Will it work for you?

Would you be happy with only HD over-the-air broadcast channels NBC/CBS/ABC/PBS/FOX plus a few Netflix movies & shows?

Can you handle a little more (tv & remote) complexity?

Is a potential \$1000+ /yr savings worth it ?

Internet Connection Devices

\$35



\$30



\$150



\$40



So what's that Chromecast thingy?

- It's really a teeny smartphone (sans screen) that plugs into the HDMI port on your TV
- It has apps on it for Youtube, Netflix, Hulu and more
- You control what displays on your tv via apps loaded on your tablet or smartphone

Internet Connection Devices

- You won't need to connect a PC to your TV
- You control what displays on your TV via the smartphone/tablet (CCast) or additional remote (Roku/Fire Stick/Apple TV)
- Think of it as adding another remote

How does ChromeCast it work?

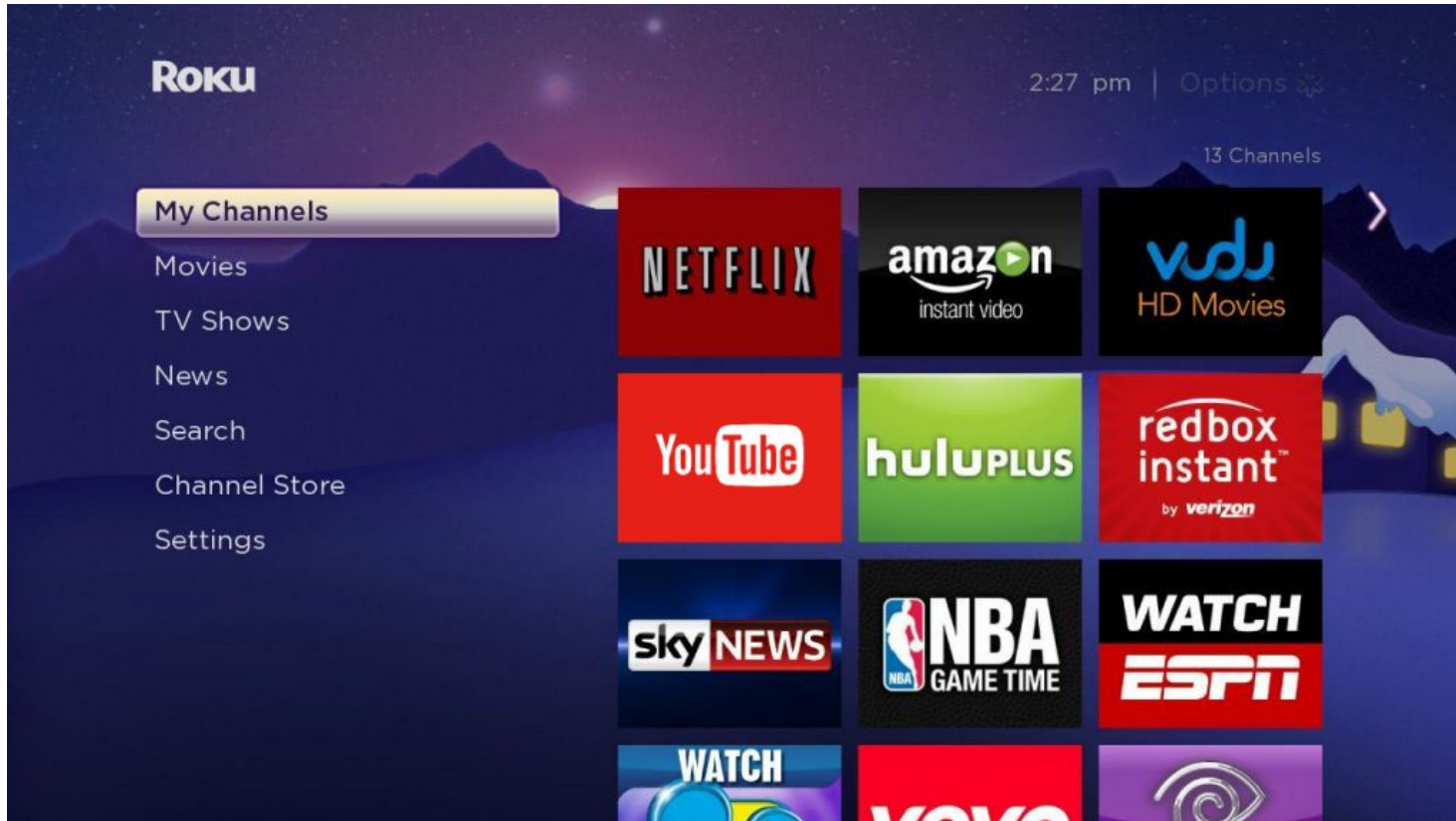
- After 1 minute of setup - typing in your router password...
- Load some apps (Netflix, Hulu, Sling, etc) on your tablet / smartphone
 - a. find the app
 - b. find and "cast" it to the TV with this icon >



How does Roku/Fire Stick work?

- After 3 minute of setup - typing in your router password and Netflix account info etc.
- Use the new remote to control your Roku content choices
- Note that a "choice" can be either a movie or show **OR** Netflix/Hulu/Sling to navigate further

Roku Screen



Sling TV

The screenshot displays the Sling TV user interface. At the top, there is a navigation bar with the Sling logo and menu items: My TV, On Now, Guide (which is highlighted), Movies, Sports, Search, and Settings. Below this is a row of channel logos including HGTV, Food Network, Travel Channel, ESPN, Freeform, Disney Channel (highlighted), Disney Junior, XD, Boomerang, and BabyTV. The main content area is divided into two sections: 'Schedule' and 'On Demand'. The 'Schedule' section features a grid of program cards for 'Good Luck Charlie', 'Liv and Maddie', 'Austin & Ally' (two instances), 'JESSIE', 'BUNK'D', and 'Phineas and Ferb'. The 'On Demand' section features a grid of program cards for 'Adventures in Babysitting...', 'Alley Cats Strike!', 'Austin & Ally', 'Avalon High', 'Backstage', and 'Bad Hair Day'.

Navigation: sling, My TV, On Now, Guide, Movies, Sports, Search, Settings

Channels: HGTV, food, travel, ESPN, FREE FORM, Disney CHANNEL, Disney Junior, XD, BOOMERANG, BabyTV

Schedule:

- Good Luck Charlie**
On Now | TV-G | ...
- Liv and Maddie**
10:30am | TV-G | ...
- Austin & Ally**
11am | S2,Ep4 | TV...
- Austin & Ally**
11:30am | TV-G | ...
- JESSIE**
12pm | TV-G | 30m
- BUNK'D**
12:30pm | TV-G | ...
- Phineas and Ferb**
1pm

On Demand:

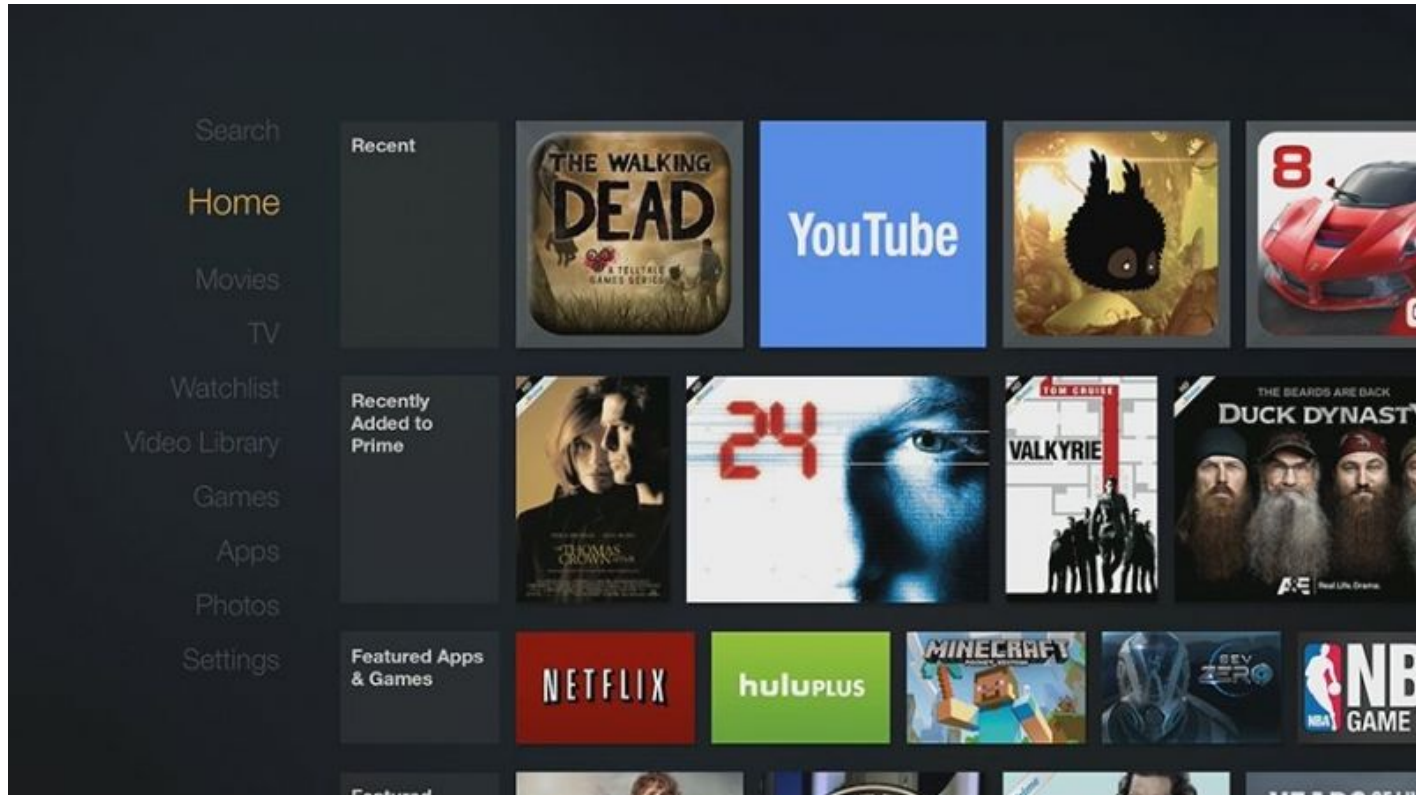
- Adventures in Babysitting...**
TV-G | 93m
- Alley Cats Strike!**
TV-G | 87m
- Austin & Ally**
3 Episodes
- Avalon High**
TV-G | 89m
- Backstage**
17 Episodes
- Bad Hair Day**
TV-G | 91m

DirectTVNow

The screenshot displays the DirectTVNow website interface. At the top, there is a navigation bar with the 'DIRECTV NOW' logo, links for 'Home', 'Shows', 'Movies', and 'Networks', a search bar, and a user profile icon. The main content area is organized into four horizontal sections, each with a category header and a grid of show thumbnails. Each thumbnail includes a 'Show All' link to its right.

- Real Competitive**: Includes 'The Voice', 'Dancing With the Stars', 'So You Think You Can Dance', 'America's Ninja Warrior', 'Lip Sync Battle', and 'Project Runway'.
- What We're Watching**: Includes 'Designated Survivor', 'This Is Us', 'Speechless', 'American Housewife', 'Pitch', and 'Little Women: LA'.
- Teen Time**: Includes 'Henry Danger', 'Game Shakers', 'K.C. Undercover', 'Walk the Prank', 'Stuck in the Middle', and 'School of Rock'.
- Alternative Animation**: Includes 'Bob's Burgers', 'Squidbillies', 'South Park', 'Rick and Morty', and 'Son of Zorn'.

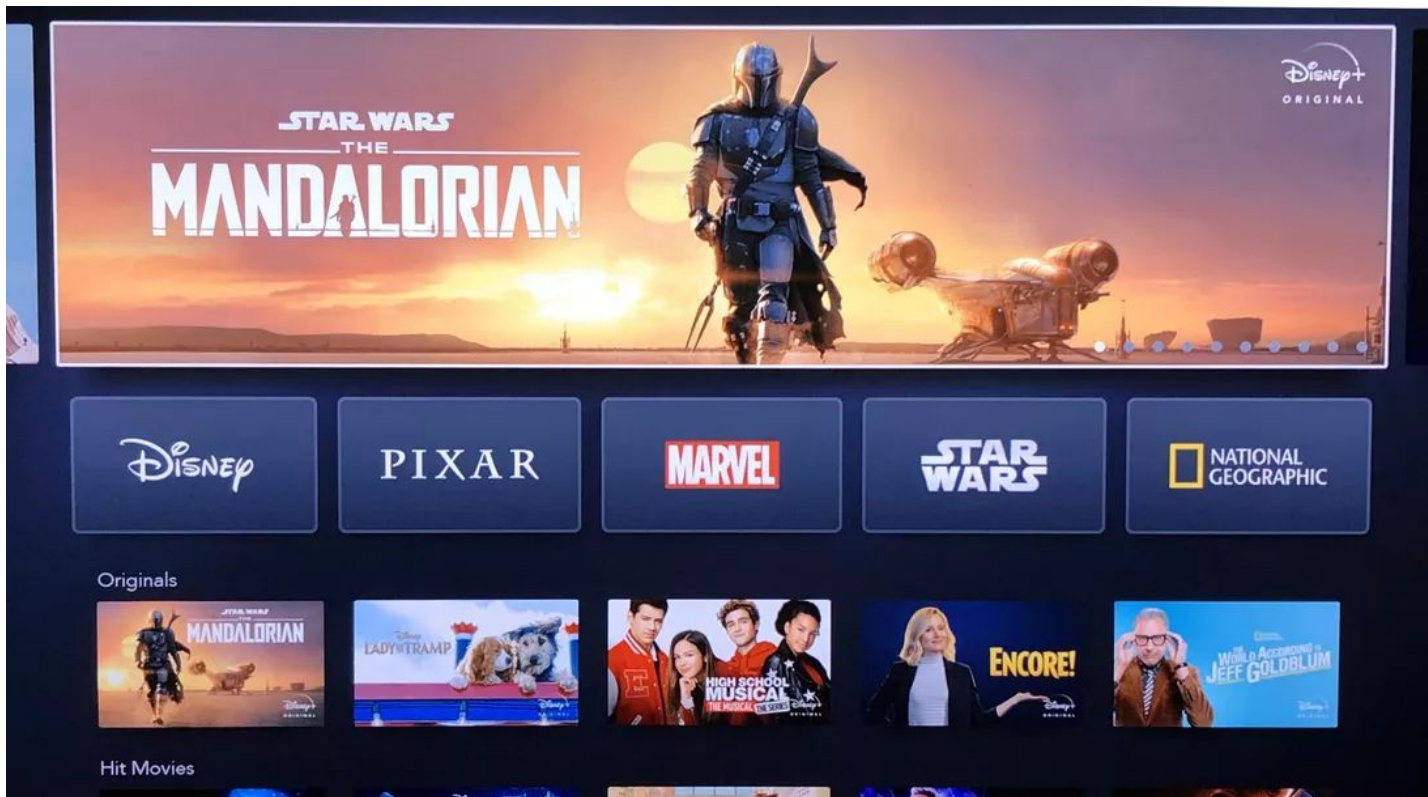
Amazon Prime via Fire Stick



Apple TV



Disney+



Channel Offerings

[Sling TV](#)

[Hulu](#)

[Apple TV](#)

[DirectTVNow](#)

[Disney+](#)

[Philo](#)

Summary What You Need

Antenna for local channels - \$250-350

Smart TV (not recommended) or (preferred)

Chromecast, Roku, Fire Stick, AppleTV

Subscription to one or more:

Netflix, Hulu, Sling, Amazon Prime, etc

Practice switching inputs on your TV

Totally Optional - A DVR for your antenna



- Connect to your antenna just like another TV
- Consider how many tuners you'll need for simultaneous recording (2-4)
- Cost \$150-250
- Tablo app on phone or streaming stick